

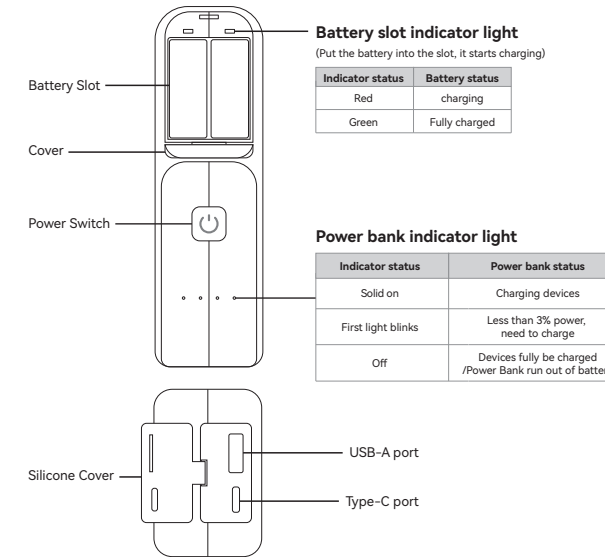
# TELESIN

## For Hero 11/10/9/8/7/6/5 Battery Action Camera Battery Power Bank

### User Guide

### Product introduction

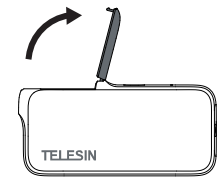
Telesin PB001 Power Bank provides the perfect outdoor charging solution for sports camera batteries. Unique camera battery slot is designed to charge 2 sports camera batteries while storing them. Built-in 10000mAh high capacity battery, it can charge fully about 4 Hero 9 -11 batteries and about six Hero 5 - 8 batteries.



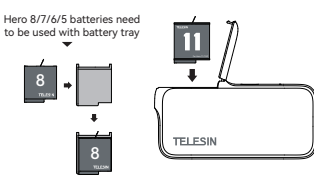
### How to use

#### 1 Charge for sports camera battery

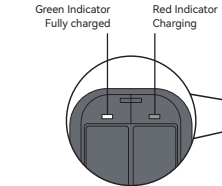
**1Step.** Open the cover, and insert the batteries



**2Step.** Press batteries to ensure good contact with bottom.

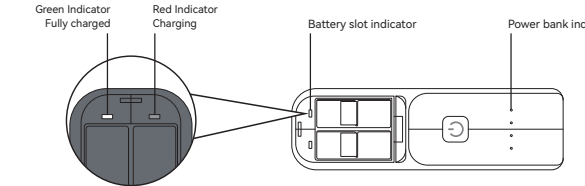


**3Step.** Indicator of battery slot and power bank on, camera batteries start charging.



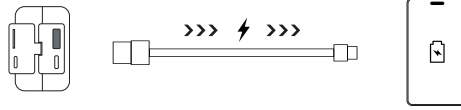
**4Step.** The battery is fully charged when the indicator is solid green.

⚠ Note: When the battery is fully charged, and the power bank is not connected to another device, the power bank indicator will be off after 1 minute.



#### 2 Charge for phones and other devices

- **USB-A port charging**
  - Step 1. Use the USB cable into the power USB-A port
  - Step 2. Connect the device and start charging
  - Step 3. Once the device is fully charged, the power bank will be automatic power off within 1min.



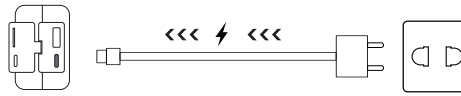
- **Type-C function**
  - 1. Plug Type-C cable to the Type-C port.
  - 2. Connect a device then it starts charging.
  - 3. Once the device is fully charged, the power bank will be automatic power off within 1min.



#### 3 Charge for power bank

- Step 1: Plug the cable into the Type-C port of the power bank
- Step 2: Connect the other end of the USB cable to the charger
- Step 3: Power bank indicator lights up to start charging

\* Recommended to use PD20W charger for fast charging, charging time is about 2.5 hours



### About button

**Press the button once**  
• Power enquiry

**Press the button for 2 seconds**  
• Power off

### Indicator status

Light on ○ light blinks ◐ Light off ●

Power output status	
Electric quantity	Indicator status
< 3%	◐
3%-25%	○
25%-50%	○ ○
50%-75%	○ ○ ○
> 75%	○ ○ ○ ○

Power Input status	
Electric quantity	Indicator status
< 25%	◐
25%-50%	○ ◐
50%	○ ○ ◐
50%-75%	○ ○ ○ ◐
Fully charged	○ ○ ○ ○

Error	
Status	Indicator status
Over temperature protection	◐ ◐ ◐ ◐
The USB-A and TYPE-C ports are overflowed	● ● ● ●

### Specification

Camera battery slot	
Compatible battery	GoPro hero 11/10/9/8/7/6/5 battery
Output power	4.35V/900mA(Max)*1, 4.35V/900mA(Max)*2
Charging time	150 mins (Hero 9/10/11 batteries) 120 mins (Hero 8/7/6/5 batteries)
Power Bank	
Model	GP-PB-001
Capacity	10000mAh
Rechargeable devices	Sports camera, mobile phone, TWS Bluetooth headset, audio,outdoor lamp, etc.
Input/output power	20W(max)
Fast charging function	1. Fast charging 20W(max) with USB-A only. 2. Fast charging 20W(max) when using Type-C only. 3. USB-A port supports fast charging when using both USB-A and the camera battery slot. 4. Type-C port supports fast charging when using both Type-C and camera battery slot. 5. When using USB-A and Type-C at the same time, the power bank does not have fast charging function. A/C port can only be charged normally.
USB-A Output V.	5V/3A, 9V/2.22A, 12V/1.67A
USB-A Support	QC3.0/FCP/AFC
Type-C Input/Output V.	5V/3A 9V/2.22A 12V/1.67A
Type-C Support	PD/QC2.0/QC3.0/FCP/AFC
Multi-port simultaneous output	Support USB-A/Type-C/battery charging slot can be used simultaneously
Charging while in use	Support
Power-off protection	Support, automatic power-off within 1 minute after the device is fully charged
Charging time	2.5hrs ( 20W fast charging input)
Storage temperature	-20-60°C

### ⚠ Attention

- When the power bank is not used for a long time, please disconnect it in time and put it in a dry and ventilated place.
- During the use of the battery, please select the corresponding power bank output port according to the required power supply equipment.
- It is recommended that the power supply be used in a 0-45°C temperature environment, otherwise it may damage the power bank and reduce its life.
- It is normal for the power bank to become hot during or just after use.
- In low temperature environments, the performance of the power bank will deteriorate. To maintain the performance of the power supply, it is recommended that you keep the power supply in a warm state and load it into your equipment before use.
- It is strictly forbidden to leave the power bank in a hot or cold place. To maintain the function of the power bank, repeat the charging/discharging process once every 6 months and store it at half power.
- Do not use in areas with strong static electricity or magnetic fields, as this could damage the safety protection of the power bank and pose an unsafe risk.
- Do not squeeze the power bank with spiky metal or heavy objects.
- Do not throw the power bank into the fire.
- Do not put the power bank into water or other corrosive liquids.
- It is forbidden to dismantle the power bank without permission, because there is a battery prone to fire inside.
- Do not use the power bank in strong vibration environment.

### Disclaimer

Please read this statement carefully and by using this product you will be deemed to have acknowledged and accepted it in full. Please check the product carefully before each use and do not use it if damaged or deformed. By using this product, you acknowledge and agree that you are fully responsible for your actions and the possible consequences of using this product. You undertake to use this product only for legitimate and lawful purposes. You understand and agree that ("Telesin") shall not be liable for any misuse, adverse effects, damages, injuries, penalties or other legal consequences arising directly or indirectly from the use of this product. The user should follow the precautions including but not limited to those mentioned herein. To the extent Telesin reserves the right to interpret and modify this commitment within the limits of national laws and regulations.

Company/ 会社概要 / Empresa/Azienda/Unternehmen/Компания  
Shenzhen Telesin Digital Co.,Ltd  
Address/ 住所 / Adresse/indirizzo/habla a/Morada/адрес  
Room 526.5/F Block B,Bairuida Building,Vanke City Community,  
Bantian Street,Longgang District, Shenzhen,Guangdong,China.518000

