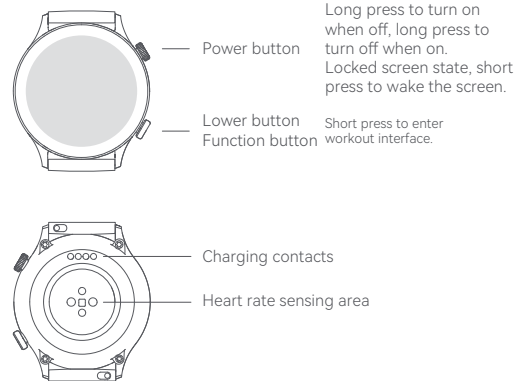




# HAYLOU Solar Plus Smart watch

User Manual

## 01 Appearance and package list

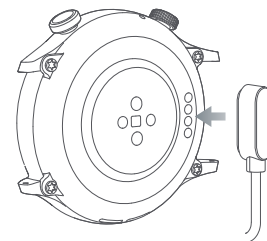


- 1 You can wear it with no worry as the watch is made of healthy materials that have undergone strict allergy testing. Due to individual skin difference, if you feel skin discomfort when wearing, please stop wearing and consult a doctor.

Package list: Watch x 1, Charging cable x 1, User manual x 1

## 02 Charging

Align and fit the charging contacts on back of the watch to the metal contacts of the charging head, wait for the watch screen to display charging power indicator.



Precautions:

1. Please use the charging cable in the package, and dry the charging contacts before charging.
2. Connect the charging cable to a standard USB charger purchased through regular channels, and a power adapter that has obtained CCC certification and meets the standard requirements.
3. If the watch cannot power on after being left for a long time, when used again, it need to be pre-charged for about 1 minute to display charging icon.

## 03 Download and match

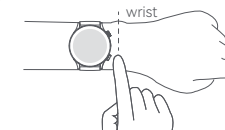
Haylou Fun App ( hereinafter referred to as App ) is a must-have app for using the watch. You can manage your watch and experience more watch functions through the App.

1. Press and hold the power button of the watch to power on.
2. Scan the QR code on the watch screen with your mobile phone to download the App.
3. You can also scan the QR code below or download and install the App in the app store, iPhone users can also search, download and install the App in the App Store.
4. Open the App, click "+" in the upper right corner, and select "Scan" to scan the QR code to pair. Or select "Add device" to search and pair in the device list according to the name of the watch. Please confirm the Bluetooth name of the phone and the watch are the same when pairing.
5. You can start using the watch after pairing successfully.



## 04 Wear

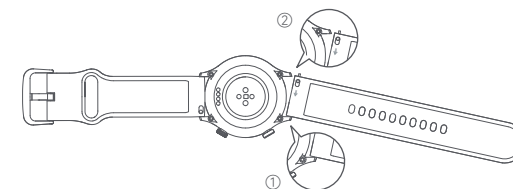
1. For daily wear, wear the watch about one finger distance from the wrist bone, and adjust the tightness of the strap to a comfortable position.
2. We recommend to tighten the watch strap during exercise and loosen it appropriately after exercise.



Note: Wearing too loosely may affect data collection by the heart rate sensor.

## 05 Strap assembly and disassembly

If you need to assemble/disassemble the strap, please refer to the diagram.



Note: After assembling the strap, please pull the strap appropriately to ensure that the assembly is successful.

## 06 More functions

Please scan QR code or open Haylou Fun on your mobile phone, and go to "My-Help" to view the content.



For more language versions: Português, Русский, Polski, Español, Italiano, беларуская, Tiếng Việt, українська, Français, Deutsch, Türkçe



Please scan the QR code

Manufacturer: Dongguan Liesheng Electronic Co., Ltd.  
Address: Room 401-410, Building 1, No.86 Hongtu Road,  
Nancheng District, Dongguan City, Guangdong, China  
Web: www.haylou.com



FCC ID: 2AMQ6-LS16

## 07 Basic parameters

Product name: HAYLOU Solar Plus  
Product model: LS16  
Main body size: 45.3 x 45.3 x 10.55mm  
Watch weight (including strap) : 49.8g  
Resolution: 466 x 466  
Bluetooth connection: Bluetooth V5.2  
Battery capacity: 280mAh  
Input parameter: 5V = 500mA  
Battery life: 7 days (24 hours heart rate monitoring)  
Dustproof and waterproof grade: IP68  
Working temperature: 0°C~45°C  
Data sync platform: Haylou Fun  
Equipment requirements: Android 6.0 and above, iOS11 and above

FCC Requirement  
Changes or modifications not expressly approved by the party responsible for compliance could void the user's authority to operate the equipment.  
This device complies with Part 15 of the FCC Rules. Operation is subject to the following two conditions:  
(1) this device may not cause harmful interference, and  
(2) this device must accept any interference received, including interference that may cause undesired operation.

Note: This equipment has been tested and found to comply with the limits for a Class B digital device, pursuant to Part 15 of the FCC Rules. These limits are designed to provide reasonable protection against harmful interference in a residential installation. This equipment generates, uses, and can radiate radio frequency energy, and if not installed and used in accordance with the instructions, may cause harmful interference to radio communications. However, there is no guarantee that interference will not occur in a particular installation. If this equipment does cause harmful interference to radio or television reception, which can be determined by turning the

equipment off and on, the user is encouraged to try to correct the interference by one or more of the following measures:  
- Reorient or relocate the receiving antenna.  
- Increase the separation between the equipment and receiver.  
- Connect the equipment into an outlet on a circuit different from that to which the receiver is connected.  
- Consult the dealer or an experienced radio/TV technician for help.

## 08 Safety information

Before using and operating the device, please read and observe the following precautions to ensure the best performance of the device, and avoid dangerous or illegal situations. Precautions for usage scenarios and operating environment:

1. Strictly prohibit children or pets to swallow this product or its accessories to avoid harm to them.
2. Do not place this product in an area where the temperature is too high or too low, otherwise it may cause fire or explosion.
3. Strictly prohibit to bring this product close to heat sources or exposed fire sources, such as ovens and electric heaters.
4. Some people have allergies. Their skin are allergic to plastics, cortex, fiber and other materials, and symptoms such as redness, swelling and inflammation will occur in long-term contact areas. Please stop using and consult a doctor when similar situation occurs.
5. Do not use unauthorized or incompatible power adapters or data cables, otherwise it may damage the watch and accessories, causing fire, explosion or other hazards.
6. The radio waves generated by the device may affect the normal operation of implanted medical equipment or personal medical equipment, such as pacemakers and hearing aids. If you use these devices, please consult their manufacturers about the restrictions on using the device.

7. Do not take this device and its accessories as ordinary household waste, please abide by the local laws and regulations for the disposal of this device and its accessories, and support recycling actions.
8. It is not allowed to change or increase transmission frequency ( including the installation of additional RF power amplifiers ), or to connect an external antenna or switch to other transmitting antennas without authorization.
9. Do not cause harmful interference to various legitimate radio communication business industry during use. Once interference is found, stop using it immediately and take measures to eliminate the interference before continuing to use it.
10. The use of micro-power radio device must endure the interference of various radio services or radiation interference of industrial, scientific and medical application equipment.
11. When using in special occasions, such as airplanes, airports, etc., please abide by relevant regulations.

Battery safety

1. Do not disassemble, modify, puncture or damage the device and batteries.
2. Please do not expose the battery or device to flame, high temperature or other dangers.
3. Please do not short-circuit the battery to avoid fire.
4. Please dispose of batteries in accordance with local regulations, and do not take batteries as household waste. If the batteries are not disposed of properly, it may cause the batteries to explode.

Remarks:

This manual is for reference only, the specific functions and product pictures may be slightly different from the actual product, please refer to the actual product.