



Maono 闪客公众号  
如需服务，  
请扫描二维码。




To get technical support, please scan the QR code



Made in China

Final clause:  
Information and data contained in this manual are subject to change without notice in advance.  
We frequently update product firmware to improve user experiences and performance. The status display and operations may be slightly different among different firmware versions.  
For latest user manuals, please access on <https://www.maono.com>.

Model : DM30RGB



**Manual**  
Programmable USB  
Condenser Microphone



## CONTENTS

English ..... 01-12

## Product Description

Compact but powerful, DM30RGB is the next-gen Digital Microphone from Maono. DM30RGB has a unique single-arm design and utilizes a condenser capsule that captures every nuance from vocals and musical instruments. It features a unique 3-in-1 digital knob that controls the mute switch, microphone gain, and headphones volume, with a simple and intuitive user experience. Advanced audio processing features are available through the PC/Mac Maono Link software to offer users more versatility. Gamers and other users would also appreciate the RGB light on the bottom of the microphone, which can be controlled by a hardware button and programmed by Maono Link software.

## Features

- Cardioid polar pattern
- High-sensitivity audio recording
- Mic gain control
- Real-time monitoring
- Headphone volume control
- Companion software
- All-metal body

## Specification

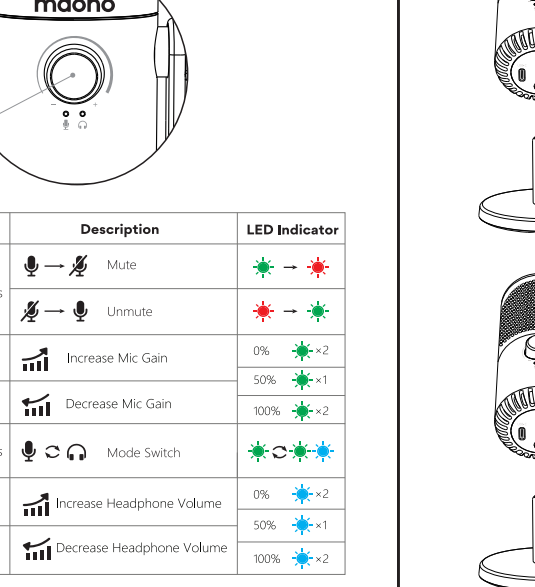
Pickup device type	Condenser
Polar Pattern	Cardioid
Sensitivity	-4dBFS (1V/Pa at 1kHz)
Frequency Response	20Hz - 20kHz
USB Specifications	USB 2.0

## Items in package

- |                      |    |               |    |
|----------------------|----|---------------|----|
| USB Microphone       | x1 | Desktop stand | x1 |
| USB-A to USB-C Cable | x1 | User Manual   | x1 |



## Introduction



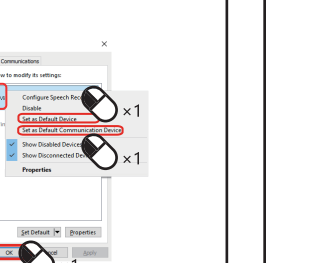
## 3-in-1 Knob Control



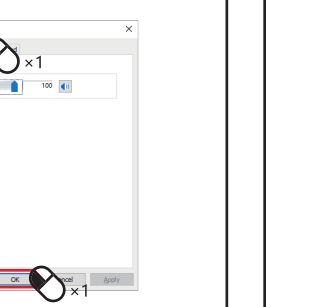
Control	Operation	Description	LED Indicator
Short Press	Mute icon	Mute	Green → Red
		Unmute	Red → Green
Rotate	Gain icon	Increase Mic Gain	0% → 50% → 100% → 200%
		Decrease Mic Gain	100% → 50% → 0% → 200%
Long Press	Mode icon	Mode Switch	Green → Blue → Purple → Red → Green
		Headphone Volume	0% → 50% → 100% → 200%
Rotate	Volume icon	Increase Headphone Volume	0% → 50% → 100% → 200%
		Decrease Headphone Volume	100% → 50% → 0% → 200%

Notice: Please use external power adapter when connecting microphones to iOS devices.

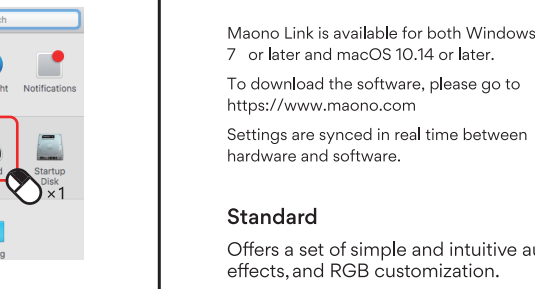
## Microphone placement



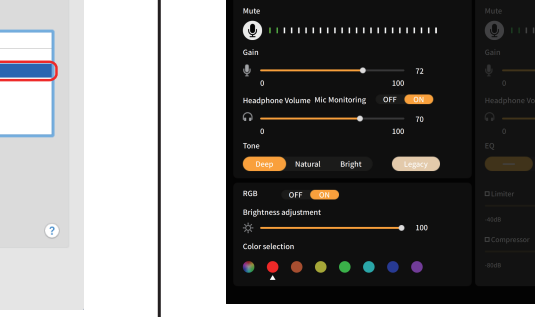
## Connect to the Computer



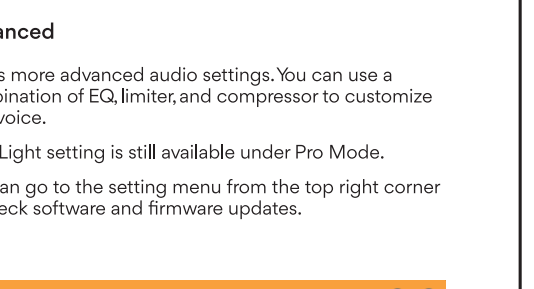
## Computer Setup Guide



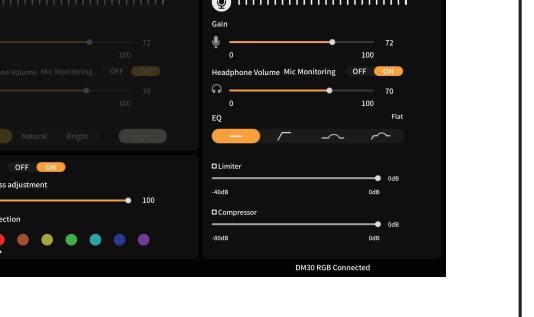
## Microphone level setting



## macOS Setup Guide



## Microphone level setting

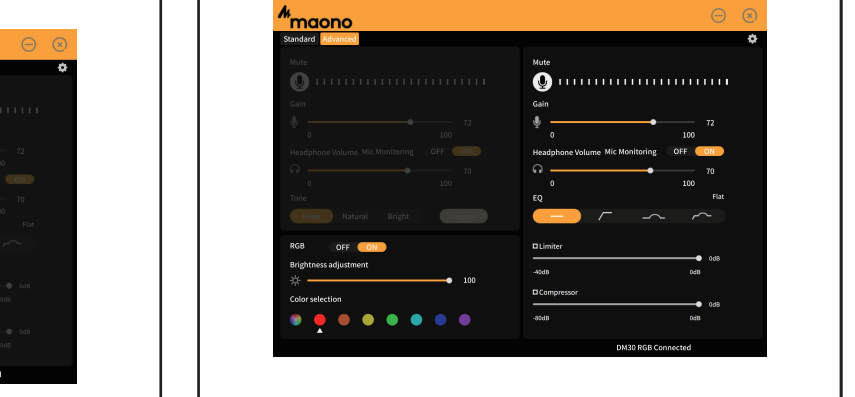


## Maono Link Guide

Maono Link is available for both Windows 7 or later and macOS 10.14 or later. To download the software, please go to <https://www.maono.com>. Settings are synced in real time between hardware and software.

## Standard

Offers a set of simple and intuitive audio settings, sound effects, and RGB customization.



## Advanced

Offers more advanced audio settings. You can use a combination of EQ, limiter, and compressor to customize your voice. RGB Light setting is still available under Pro Mode. You can go to the setting menu from the top right corner to check software and firmware updates.

## RGB Light Setting

Turning on the RGB light function to adjust brightness and customize light. Turning off the RGB light function will disable the settings.

