



Maono 闪克公众号
如需服务，
请扫描二维码。



To get technical support, please scan the QR code

Final clause:
Information and data contained in this manual are subject to change without notice in advance.

We frequently update product firmware to improve user experiences and performance. The status display and operations may be slightly different among different firmware versions.
For latest user manuals, please access on <https://www.maono.com>.

Model : DGM20


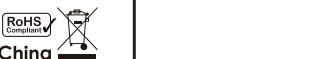
Technical support:
support@maono.com
www.maono.com

EC REP

Company: Qing UG (haftungsbeschränkt)
Address: Undinestr. 7/2203 Berlin Germany
Tel: 004917662179560
E-mail: pm@dwierich@gmail.com

UK REP

Company: CET PRODUCT SERVICE LTD.
Address: Chase Business Centre, 39-41 Chase Side, London N14 5BP United Kingdom
Email: info.cetservice@gmail.com
TEL: +447419325266



User Manual

Gaming USB Microphone With Noise Cancelling

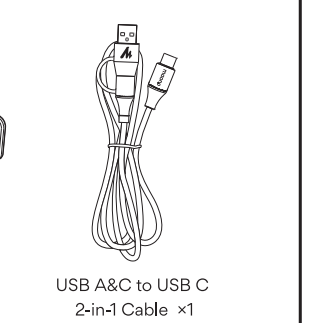


Maono[ˈmɑːnoʊ], meaning "vision" in Kiswahili, is the Global Best Selling Internet Microphone Brand that products are sold well in 153 countries worldwide. With the beautiful vision of becoming a global leading brand of internet audio products that deliver a pleasant sound experience, Maono is always working with audio professionals, influencers, and users, to make the world's best microphones and audio products.

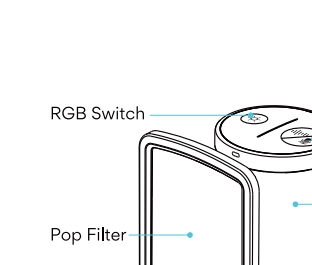
CONTENTS

English 01-13

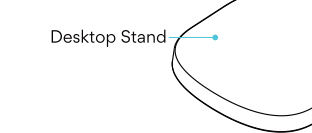
Packing List



Condenser Microphone x1



USB A&C to USB C 2-in-1 Cable x1

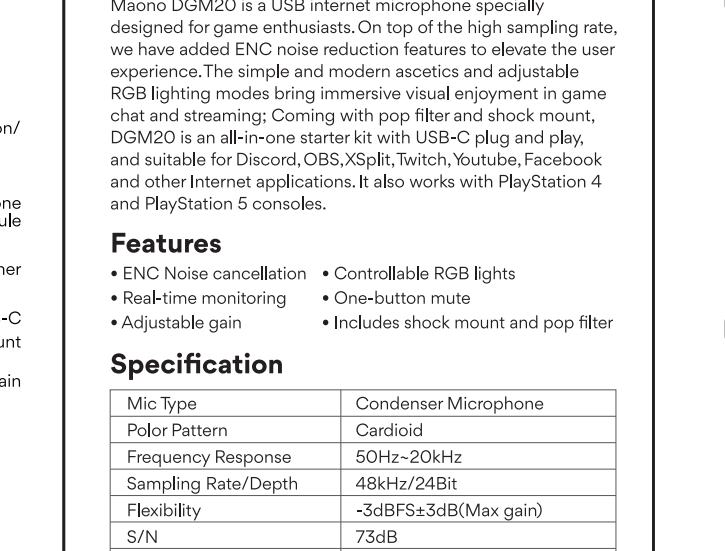


Connector x1



User Manual x1

Product Overview



Product Description

Maono DGM20 is a USB internet microphone specially designed for game enthusiasts. On top of the high sampling rate, we have added ENC noise reduction features to elevate the user experience. The simple and modern aesthetics and adjustable RGB lighting modes bring immersive visual enjoyment in game chat and streaming. Coming with pop filter and shock mount, DGM20 is an all-in-one starter kit with USB-C plug and play, and suitable for Discord, OBS, XSplit, Twitch, Youtube, Facebook and other internet applications. It also works with PlayStation 4 and PlayStation 5 consoles.


Features

- ENC Noise cancellation
- Real-time monitoring
- Adjustable gain
- Controllable RGB lights
- One-button mute
- Includes shock mount and pop filter

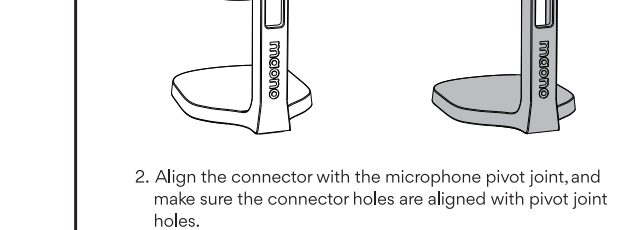
Specification

Mic Type	Condenser Microphone
Polar Pattern	Cardioid
Frequency Response	50Hz-20kHz
Sampling Rate/Depth	48kHz/24Bit
Flexibility	-3dBFS±3dB(Max gain)
S/N	73dB
Rated Power	5V=1A

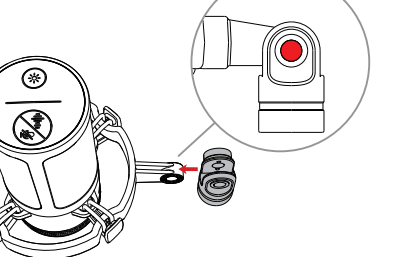
Frequency Response



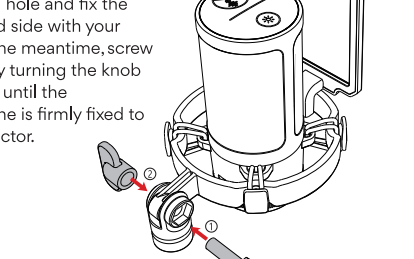
Polar Pattern



Connect to Headphones



Connect to the Computer



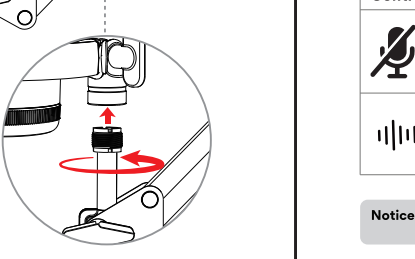
Note:

If you want to use the microphone with boom arms, please follow instructions below.

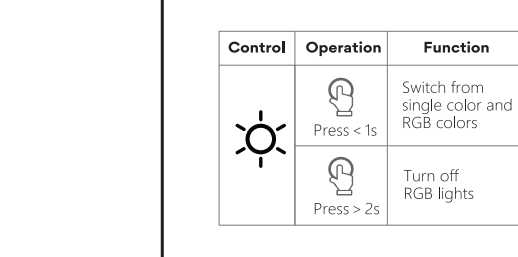
1. Turn the mic stand knob counterclockwise until the knob and the bolt can be taken out from the pivot joint. Then separate the microphone from the base bracket.



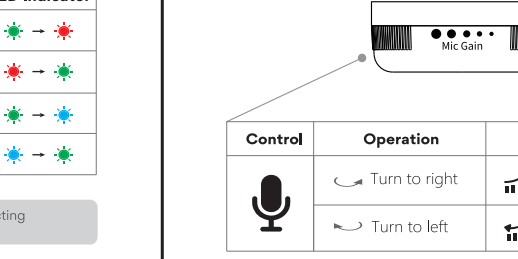
3. Place the bolt into the hexagonal hole and fix the bolt's head side with your finger. In the meantime, screw the bolt by turning the knob clockwise until the microphone is firmly fixed to the connector.



4. Install the microphone to the boom arm by turning the mic clockwise.

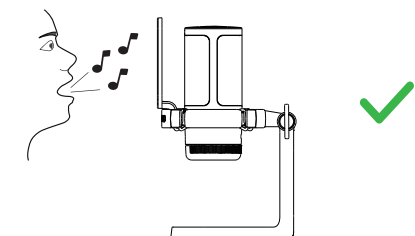


Connect to the Computer

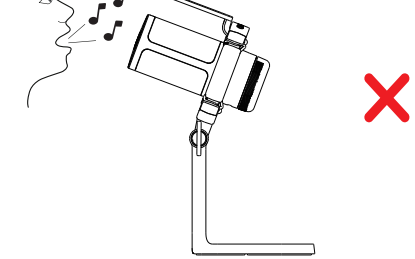


Button Functions

• Noise Cancellation/Mute Button



• Mic Gain



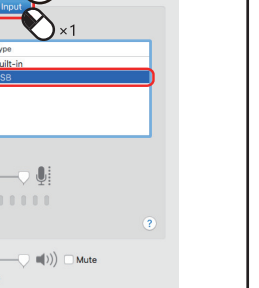
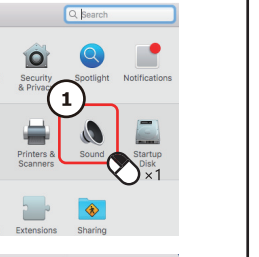
RGB Switch

Control	Operation	Function	LED Indicator
	Press < 1s	Switch from single color and RGB colors	
	Press > 2s	Turn off RGB lights	—

• Mic Gain

Control	Operation	Function
	Turn to right	Increase Mic Gain
	Turn to left	Decrease Mic Gain

Microphone Placement



Windows Setup Guide

Microphone level setting

macOS Setup Guide

Microphone level setting

