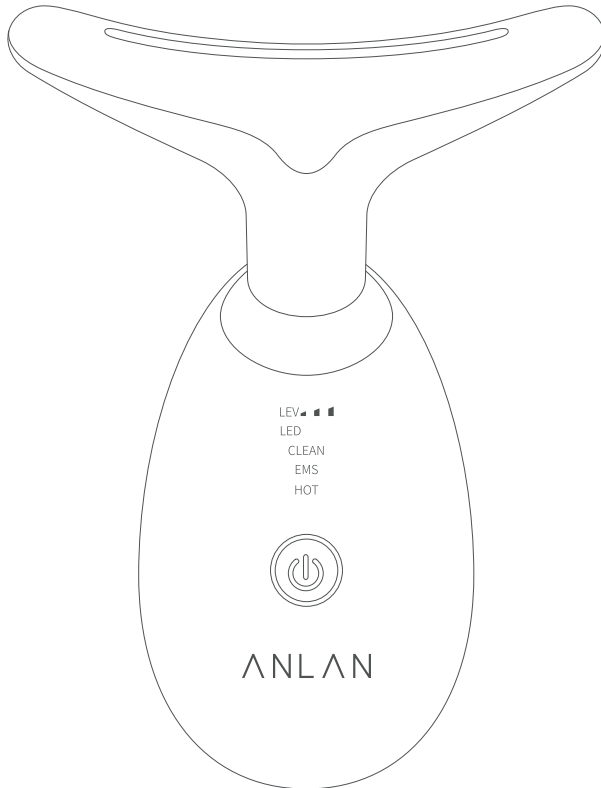


ANLAN

NECK BEAUTY DEVICE

USER MANUAL

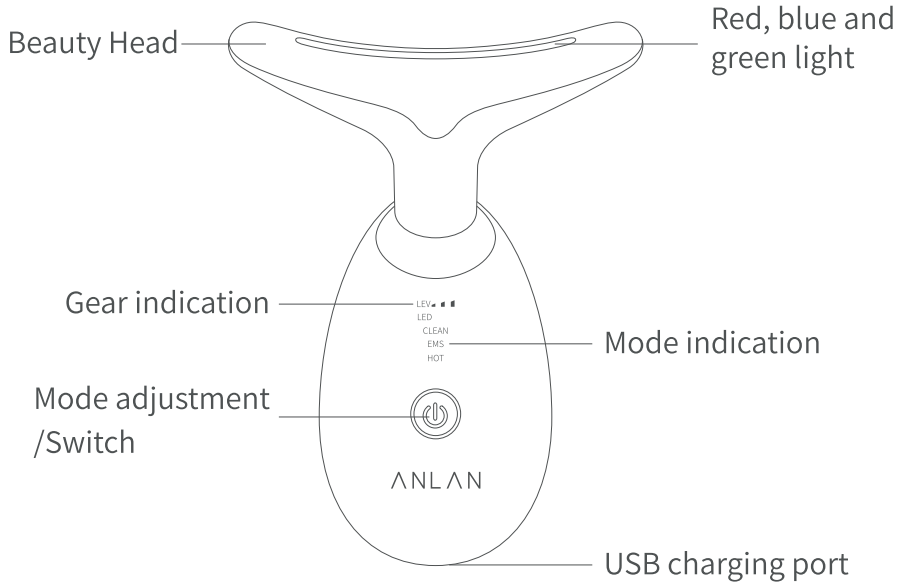


※ This product is not a medical device used for diagnosis or treatment, but a general household item.
Please read this user manual carefully before use. Please keep this user manual after reading for future reference. Please attach this user manual when transferring this product to others.

SAFETY PRECAUTIONS

1. We do not recommend using this product for the following people:
 - ※ People who have facial plastic surgery
 - ※ People with metal implants under the skin
 - ※ Those who are pregnant
2. Each mode can only be used once a day, otherwise it will cause discomfort.
3. This product can only care for the face and neck.
4. Sensitive skin is not recommended to use it every day, it can be used once a week.
5. Press the power button for more than 1 second to turn on the device, and it cannot be used while charging.
6. When using, hold the sensor strips on both sides of the machine with your fingers to form a loop with the body.
7. This product uses micro-current ionization technology, and there is a slight current sense during use, which is normal, please don't worry.
8. When using "CLEAN" mode, it can be used with cleansing water, please do not use it with facial cleanser/cleansing oil.
9. Please use paper to wipe the Beauty Head. Do not wash with water.
10. Do not place it in a wet place such as a bathroom, which may cause short circuit.

PRODUCT INTRODUCE



SPECIFICATIONS

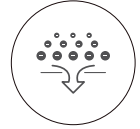
Name	Neck Beauty Device
Model	ES-081
Material	ABS
Output voltage	3.7V
Battery capacity	500mAh
Power	2.5W
Input voltage	5V=1A
Size	89x47x120mm
Auto turn off	About 5 min
Charging time	About 2h
Package including	Neck beauty device, USB charging cable, User manual, Storage bag

FUNCTIONS

This product is a color light neck beauty instrument that can clean and brighten skin, EMS care, warm and moisturize, and integrate positive ions + negative ions + high frequency vibration + red light + blue light + green light.

Positive and negative ions

Utilize the principle of the absorption of positive and negative ions to remove the dirt in the deep pores and thoroughly clean them; through iontophoresis, the beauty ingredients are penetrated into the skin.



Vibration

Use mechanical vibration and voltage stimulation to tighten skin, increase elasticity, and increase metabolism.



Warm

Warm massage promotes absorption, so that wrinkles can be stretched and skin will become fuller.



Red light

It can effectively stimulate the skin, revitalize collagen, improve dark skin and reduce fine lines and wrinkles.



Blue light

It can effectively improve skin problems, reduce acne and pimple and help to kill bacteria. Long term use can make skin rejuvenation and lead to a health skin.



Green light

It can promote the microcirculation of the body surface, dredge lymph and drain swelling.



FEATURES

Clean mode (CLEAN)

Clean up trash from deep pores to shrink pores, eliminate acne, and solve dull skin.



EMS mode (EMS)

This mode can effectively stimulate and relax the skin and help skin care product go deeply to keep skin moist.



Moist mode (HOT)

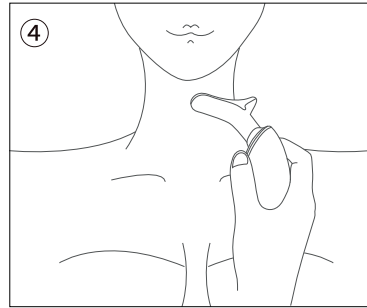
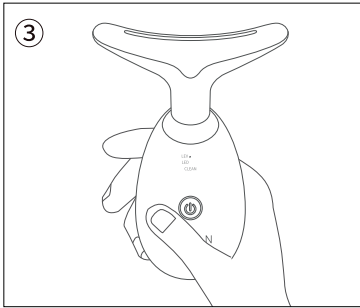
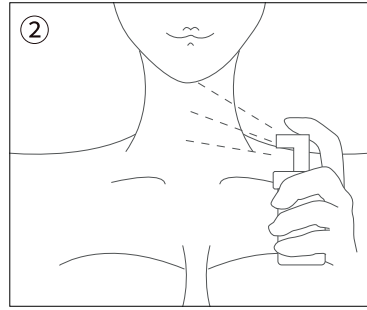
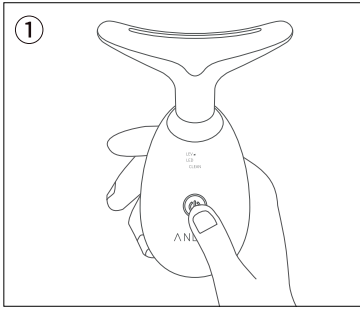
This mode can gently awakens and relaxes the skin, helping the skin restore its vitality.



HOW TO USE

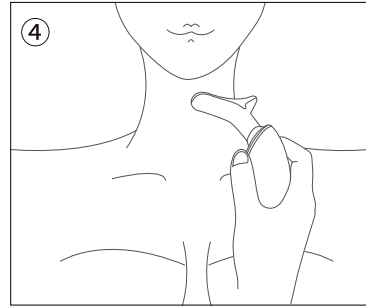
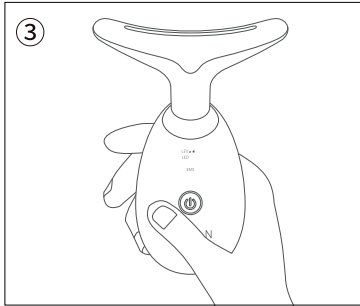
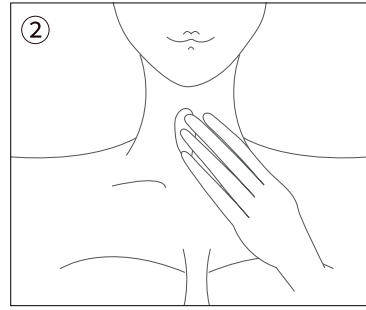
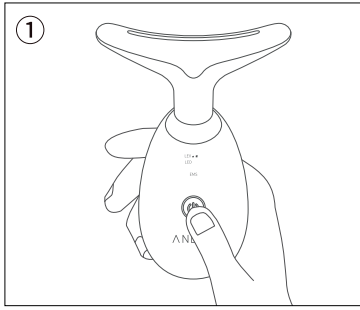
Clean mode

- ※ This mode can effectively clean the dirt in the pores and brighten the skin.
- ※ Used with green light, it can promote the microcirculation of the body surface, dredge lymph and drain swelling.
- ① Long press the power button more than 1 second to turn on with "CLEAN" mode (this mode is worked with green light)
- ② Spread cleansing water evenly on the skin of the face or neck(the machine is not waterproof, Please do not pour water directly on the machine)
- ③ Hold the metal sensor strips on both sides of the product (to form a cycle with the human body to achieve real ion import and export)
- ④ Move the beauty head from bottom to top of the neck or face to lift the skin.



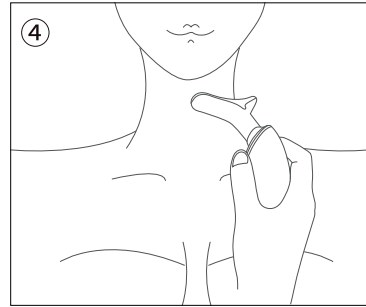
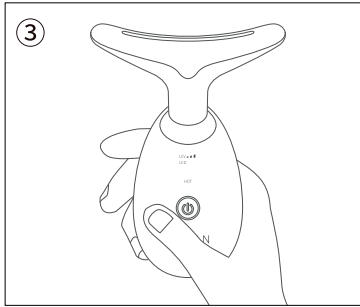
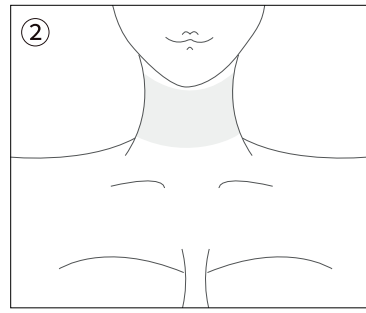
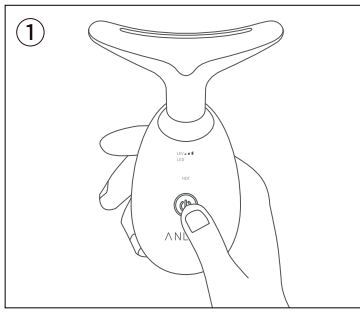
EMS mode

- ※ This mode can effectively stimulate and relax the skin and help skin care product go deeply to keep skin moist.
 - ※ Used with red light, it can effectively stimulate the skin, revitalize collagen, improve dark skin and reduce fine lines and wrinkles.
- ① Long press the power button more than 1 second to turn on, and short press the power button again to switch to the "EMS" mode (this mode is worked with red light)
 - ② Spread the usual toner or lotion evenly on the skin.
 - ③ Hold the metal sensor strips on both sides of the product.
 - ④ Move the beauty head from bottom to top of the neck or face to lift the skin.




Moist mode


- ※ This mode can gently awakens and relaxes the skin, helping the skin restore its vitality.
 - ※ Used with blue light, it can effectively improve skin problems, reduce acne and pimple and help to kill bacteria. Long term use can make skin rejuvenation and lead to a health skin.
- ① Long press the power button for 1 second to turn on, and short press the power button twice again to switch to the "Moist" mode (this mode is matched with blue light)
 - ② Apply facial mask or neck mask.
 - ③ Hold the metal sensor strips on both sides of the product.
 - ④ Move the beauty head from bottom to top of the neck or face to lift the skin.




HOW TO MOVE THE BEAUTY HEAD



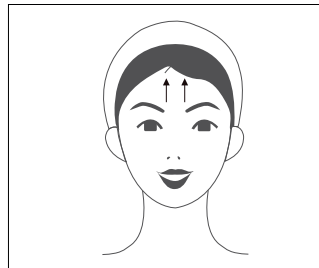
① Lift from the chin to the cheek.



② Lift from the cheek to the corner of the eye.



③ Lift from the lower neck to the chin.



④ Lift from the lower forehead to the upper forehead.