
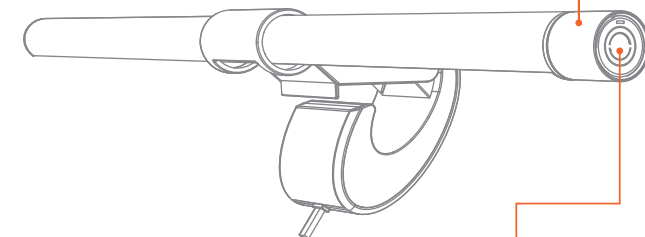


0.5cm - 6.3cm
0.19in - 2.48in



1

Place the Monitor Lamp on the screen, and fit the fixture to the screen bezel.



Touch key
Tap to switch the color temperature/brightness adjustment function.

* Green light indicates that the brightness is adjusted currently.

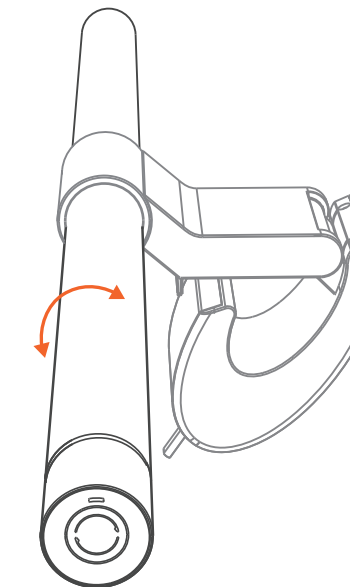
* Orange light indicates that the color temperature is adjusted currently.

Tap twice to switch between front/rear light sources
Long touch 3 seconds to turn on/turn off.

Color temperature, brightness adjustment knob
Rotate clockwise to increase brightness or color temperature
Counterclockwise rotation to reduce the brightness or color temperature

2

Please adjust the angle of the light bar according to your needs to get the right lighting effect.



3